

「エリーゼのために」練習方法

「エリーゼのために」の前半部分の練習方法です。
初心者が独学でも弾けるように、
JUN音楽教室のYouTubeチャンネルでも解説しています。

エリーゼのために

Beethoven

The image displays a piano score for 'Für Elise' by Beethoven, divided into three numbered sections. Section 1 (measures 1-6) features a treble clef with a key signature of one sharp (F#) and a 3/4 time signature. The melody is in the treble clef, and the bass line is in the bass clef. Chords are marked as Am, E7, Am, and Am. Section 2 (measures 7-12) includes a first ending (1.) and a second ending (2.). Chords are marked as E7, Am, Am, C, G7, and Am. Section 3 (measures 13-18) features a treble clef with a key signature of one sharp (F#) and a 3/4 time signature. The melody is in the treble clef, and the bass line is in the bass clef. Chords are marked as E7, Am, and E7. The score is annotated with blue and red highlights and numbered boxes (1, 2, 3) indicating specific sections.

楽譜を見て、曲を聴きながら、拍子、コードを確認しましょう。

アウフタクト、3拍子、イ短調。

コードは、Am、E7、C、G7のみ

メロディーとともに、コードの変化を聴きましょう。

エリーゼのために

Beethoven


The image displays a piano accompaniment for the piece 'Für Elise' by Ludwig van Beethoven. The score is written in treble and bass clefs with a 3/4 time signature. The key signature has one sharp (F#). The piece is divided into four systems of music. Each system consists of a treble staff and a bass staff. The bass staff contains the accompaniment, which is characterized by a steady eighth-note pattern. Various chords are indicated above the notes: Am, E7, C, G7, and F#m. The accompaniment is marked with several colored circles: blue, red, green, and yellow. These circles highlight specific rhythmic patterns and chord changes, likely intended for focused practice. The first system has blue circles around the eighth-note accompaniment. The second system has red circles around the first two measures, a blue circle around the third measure, a green circle around the fourth measure, a yellow circle around the fifth measure, and a blue circle around the sixth measure. The third system has blue circles around the first two measures, a red circle around the third measure, and a blue circle around the fourth measure. The fourth system has blue circles around the first two measures, a red circle around the third measure, and blue circles around the fourth and fifth measures.

印の付いた伴奏部分を個別に練習しましょう。

Musical notation showing a sequence of chords: Am, E7, and A1. Fingerings are indicated above the notes: 1 2 4 for Am and E7, and 1 2 4 for A1. A bass line is shown below with notes 5 2 1, Am, 5 1 2.

Am

● 右手



● 左手

E7

● 右手



● 左手


AmとE7の伴奏パターンを練習しましょう。

AmからE7、E7からAmとE7にとぶときの鍵盤位置に注意しましょう！

5 2 1 5 1 2


The image shows two measures of music. The first measure is labeled 'C' and the second 'G7'. Each measure has a bass line on a single staff. The first measure's bass line is circled in green and has the fingering '5 2 1' below it. The second measure's bass line is circled in yellow and has the fingering '5 1 2' below it.

C



● 左手

G7



● 左手

CとG7の伴奏パターンを練習しましょう。

エリーゼのために

Beethoven

1

Musical notation for section 1, measures 1-6. The treble clef contains a melodic line with notes G4, A4, B4, C5, B4, A4, G4, F#4, E4, D4, C4. The bass clef contains a bass line with notes G2, A2, B2, C3, D3, E3, F3, G3, A3, B3, C4. Chords are indicated above the staff: Am, E7, Am, Am.

2

Musical notation for section 2, measures 7-12. The treble clef contains a melodic line with notes G4, A4, B4, C5, B4, A4, G4, F#4, E4, D4, C4. The bass clef contains a bass line with notes G2, A2, B2, C3, D3, E3, F3, G3, A3, B3, C4. Chords are indicated above the staff: E7, Am, Am, C, G7, Am.

3

Musical notation for section 3, measures 13-18. The treble clef contains a melodic line with notes G4, A4, B4, C5, B4, A4, G4, F#4, E4, D4, C4. The bass clef contains a bass line with notes G2, A2, B2, C3, D3, E3, F3, G3, A3, B3, C4. Chords are indicated above the staff: E7, Am, E7.

Musical notation for section 4, measures 19-24. The treble clef contains a melodic line with notes G4, A4, B4, C5, B4, A4, G4, F#4, E4, D4, C4. The bass clef contains a bass line with notes G2, A2, B2, C3, D3, E3, F3, G3, A3, B3, C4. Chords are indicated above the staff: Am, Am, E7, Am.

メロディーの練習をしましょう。

基本的に①と③の部分、②の部分のパターンでできています。

メロディーの練習

①③ 冒頭の部分のパターン

Musical notation for the first pattern of the melody exercise. The notation is in treble clef with a 3/4 time signature. The key signature has one sharp (F#). The pattern consists of five measures. The first measure contains a 5 4 fingering. The second measure contains a melodic line. The third measure contains a melodic line with an Am chord above it. The fourth measure contains a melodic line with an E7 chord above it. The fifth measure contains a melodic line with an Am chord above it.

②CとG7の部分です。

Musical notation for the second pattern of the melody exercise. The notation is in treble clef with a 3/4 time signature. The key signature has one sharp (F#). The pattern consists of five measures. The first measure contains a melodic line. The second measure contains a melodic line with a C chord above it. The third measure contains a melodic line with a G7 chord above it. The fourth measure contains a melodic line with an Am chord above it. The fifth measure contains a melodic line with an E7 chord above it.

エリーゼのために

Beethoven

1

The first system of the musical score for 'Für Elise' by Beethoven. It consists of a treble and bass clef staff. The treble clef staff contains a melody with notes G4, A4, B4, C5, B4, A4, G4, F4, E4, D4, C4. The bass clef staff contains a bass line with notes G2, A2, B2, C3, D3, E3, F3, G3, A3, B3, C4. Chords are indicated above the treble staff: Am, E7, Am, Am.

2


The second system of the musical score. The treble clef staff contains a melody with notes G4, A4, B4, C5, B4, A4, G4, F4, E4, D4, C4. The bass clef staff contains a bass line with notes G2, A2, B2, C3, D3, E3, F3, G3, A3, B3, C4. Chords are indicated above the treble staff: E7, Am, Am, C, G7, Am. A blue box labeled '2' is placed over the second measure of the treble staff.

3

The third system of the musical score. The treble clef staff contains a melody with notes G4, A4, B4, C5, B4, A4, G4, F4, E4, D4, C4. The bass clef staff contains a bass line with notes G2, A2, B2, C3, D3, E3, F3, G3, A3, B3, C4. Chords are indicated above the treble staff: E7, Am, E7. A blue box labeled '3' is placed over the third measure of the treble staff. An orange triangle is drawn around the first measure of the treble staff, and an orange line connects it to the text '部分の練習' below.

The fourth system of the musical score. The treble clef staff contains a melody with notes G4, A4, B4, C5, B4, A4, G4, F4, E4, D4, C4. The bass clef staff contains a bass line with notes G2, A2, B2, C3, D3, E3, F3, G3, A3, B3, C4. Chords are indicated above the treble staff: Am, Am, E7, Am, Am. A blue box labeled '3' is placed over the third measure of the treble staff.

両手の部分ごとの練習



部分の練習

①と③部分の練習

②の練習

E7

①③

①と③の部分は2つのパターンでできていますが、
 —の印以外ほとんど同じです！

Am E7 Am

Am E7 Am

②の部分

Am C G7 Am E7

